

CAMBRIDGE

# Activity Book

3

# Quick Minds

Herbert Puchta  
Günter Gerngross  
Peter Lewis-Jones

# Thanks and acknowledgements

УДК 811.111\*клЗ(075.2)(076)  
П90

## Quick Minds 3. Activity book.

Навчальний посібник / Пухта Г., Гернгросс Г., Льюїс-Джонс П. –  
Київ: Видавництво «Лінгвіст», 2019. – 96 с.

ISBN (укр.) 978-617-7713-34-9

Навчальний посібник Quick Minds 3. Activity Book – це підручник, що входить до навчально-методичного комплексу Quick Minds 3. Посібник адаптований до вікових особливостей учнів та спрямований не тільки на вивчення англійської мови, а й на розвиток навичок мислення. Quick Minds створює міцну основу для подальшого навчання, розвиває навички образного, логічного, критичного мислення та формує моральні цінності.

Підписано до друку 20.08.2019. Папір офсетний.  
Друк офсетний. Формат 60\*90/8, 12 умовн. друк. арк.  
Тираж 3 000 прим. Замовлення № \_\_\_\_.

Віддруковано у ТОВ «Інтерконтиненталь-Україна».  
Свідоцтво про внесення суб'єкта видавничої справи до Державного реєстру видавців, виготівників і розповсюджувачів видавничої продукції.  
Серія ДК № 4562 від 13.06.2013 р.  
01021, м. Київ, вул. Інститутська 16, оф. 1/15  
www.printstore.com.ua  
Email: info@printstore.com.ua

ТОВ «Видавництво «Лінгвіст»  
04208, м. Київ, просп. Василя Порика, 9-Г, к. 58  
Свідоцтво про внесення суб'єкта видавничої справи до Державного реєстру видавців, виготівників і розповсюджувачів видавничої продукції.  
Серія ДК № 6168 від 03.05.2018 р.  
Адреса редакції: 04071, Київ, вул. Нижній Вал 17/8  
Email: publishing@linguist.ua  
Тел. (044) 599-32-28

ISBN (англ.) 978-84-8323-536-2  
ISBN (укр.) 978-617-7713-34-9

© Quick Minds, Cambridge University Press, 2014  
© Quick Minds (Ukrainian edition), Cambridge University Press and Publishing House Linguist, 2019

Усі права застережено.  
Жодна частина цього видання не може бути відтворена у будь-якій формі і будь-якими засобами без дозволу правовласника.

**CAMBRIDGE**  
UNIVERSITY PRESS

Cambridge University Press is part of  
the University of Cambridge.

www.cambridge.org



www.publishing.linguist.ua

## Authors' thanks

We would like to thank a number of people whose contributions proved invaluable at various stages of the planning, writing and production process of *Quick Minds*.

Many thanks go to our editorial team – Flavia Lamborghini, Emma Stubbs, Pablo Fernández de Córdoba, and Julieta Hernández – for being such a wonderful team, for their enthusiasm, their dedication to the project, their hard work and their fabulous *can-do* spirit.

A special thank you goes to Esteban García, our Production Controller.

We would like to thank Jeannine Bogaard, Publishing Manager; Angus Oliver, Director, Cambridge University Press Iberia; Frances Lowndes, Global Publishing Director and John Tuttle, Deputy Managing Director, ELT, at Cambridge University Press for making this project possible. Thank you all most warmly for your support and encouragement.

Herbert Puchta    Günter Gerngross    Peter Lewis-Jones

## The publishers are grateful to the following contributors:

Victoria Bewick: freelance writer  
Oliver Design: concept design  
Pentacorbis and Bloobery Design Ltd: book design and page make-up  
Chefer and Abel Gantoff Sosa: cover design  
Hilary Fletcher and Helen Bartlett: picture research  
John Green and Tim Woolf, TEFL tapes; Bendito Sonido: audio recordings  
Robert Lee and TEFL tapes: song writing  
Tripode Fotografia and Stephen Bond: commissioned photos

**Special thanks to Kay Bentley and Robert Quinn for their contribution in the development of the CLIL sections.**

**Special thanks to Karen Elliott for developing and writing the phonics material.**

## The publishers and authors would like to thank the following consultants:

Lucy Frino, Pippa Mayfield, Susannah Reed, Hilary Ratcliff, Melanie Williams

## The publishers and authors are grateful to the following teachers that took part in class observation and interviews:

Florentina Benito, Pilar Blanco, Isabel Caballero, Manuela Cabeza, Maria Dolores Clemente, Almudena Cortés, María Enrile, Luisa Fernanda Fernández, Mary Finbow, Dolores García, Irene García, María Elena García, Alicia Gil, Pablo Giménez, Paz Gómez, Carlota González, Carolina Jiménez, Gema Hernández, Yolanda Ibáñez, Teresa Ivars, Carlos López, Carolina Montes, Rut Pérez, Beatriz Rey, Sergio Rodríguez, Ángela Romero, Virginia Rubio, Eva Ruiz, Francisca Sánchez, Luis Sierra, Pedro Tielve, Javier Toledo, Guiomar Yagüe, Marta Zahira

## The publishers are grateful to the following illustrators:

James Elston (Sylvie Poggio), Tony Forbes (Sylvie Poggio), Clive Goodyer (Beehive), Anna Hancock (Beehive), Andrew Hennessey

## The publishers are grateful to the following children for their contribution to the Creativity pages:

Olivia Escritt Hernández, Julio García Quintanilla, Mateo Lynch del Río, Alex Sánchez Thacker, Evie Sánchez Thacker

## The publishers are grateful to the following for permission to reproduce copyright photographs and material:

Key: l = left, c = centre, r = right, t = top, b = bottom, b/g = background

p. 26 (tcl): © PhotoAlto/Alamy; p. 26 (tcr): Judith Haeusler/Corbis; p. 26 (tl): aquariagirl1970/Shutterstock; p. 26 (tc): Envision/Corbis; p. 26 (tr): Nata-Lia/Shutterstock; p. 26 (bl): © Neil Setchfield/Alamy; p. 26 (bc): Lasse Kristensen/Shutterstock; p. 26 (br): Sunny Forest/Shutterstock; p. 52 (tl): antb/Shutterstock; p. 52 (tr): Studio 1One/Shutterstock; p. 52 (bl): Thinkstock; p. 52 (br): Andrey Shadrin/Shutterstock; p. 78 (tl): Tracy Whiteside/Shutterstock; p. 78 (bl) © Rick Buettner/Alamy; p. 78 (br): Lukasz Pajor/Shutterstock


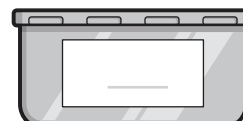

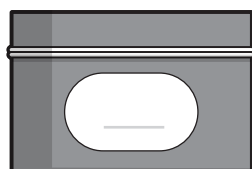

# CONTENTS

	Meet The Explorers	4
1	My week	10
2	Birthdays	18
3	His hair is curly	26
	Review: Meet The Explorers, units 1, 2 and 3	34
4	The haunted house	36
5	By the sea	44
6	Our school	52
	Review: units 4, 5 and 6	60
7	In the hospital	62
8	The Market	70
9	Our daily tasks	78
	Review: units 7, 8 and 9	86
	My review	88

# MEET THE EXPLORERS

1 CD 1  
03

Listen and write the numbers.



2

Look at Activity 1. What are the missing numbers?

**THINK!**

3

Write the words.

1 13 thirteen

2 20 \_\_\_\_\_

3 10 \_\_\_\_\_

4 16 \_\_\_\_\_

5 12 \_\_\_\_\_

6 11 \_\_\_\_\_

4

Look at page 4 of the Pupil's Book. Complete the sentences.

upstairs ~~castle~~ basement downstairs

1 Ben and Lucy are in a castle.

2 Rooms 1 to 10 are \_\_\_\_\_.

3 Rooms 11 to 20 are \_\_\_\_\_.

4 There's a \_\_\_\_\_ in the castle.








# 1 Look and match.



He can play football.  
She can ride a bike.  
She can't bounce a ball.  
He can't swim.



# 2 What can they do? Write sentences with *can* and *can't*.

		 jump	 play basketball	 swim
 Tim	✓	✗	✓	
 Clara	✗	✓	✓	

## Tim

- He can jump.
- He can't \_\_\_\_\_.
- \_\_\_\_\_.

## Clara

- She \_\_\_\_\_.
- \_\_\_\_\_.
- \_\_\_\_\_.

# 3 Write about yourself.

I can \_\_\_\_\_

I can't \_\_\_\_\_

**1** Number the lines in each verse 1 to 4. Then write *Ben* or *Lucy*.

_____ Just like you and me.	_____ In the sea, in the sea.
_____ In the sea, in the sea.	<u>1</u> He can ride a bike and swim
_____ She's an action star, an action star	_____ Just like you and me.
<u>1</u> She can skip and paint and swim	_____ He's an action star, an action star


**2** Read Louis and Emily's new verses. Write the words.



**Louis**

I can draw and paint  
And I like sports a lot.

I can't <sup>(1)</sup> snorkel but I can <sup>(2)</sup> \_\_\_\_\_ football!



**Emily**

I can ride a bike  
And fly a kite.


I can't <sup>(3)</sup> \_\_\_\_\_ but I can <sup>(4)</sup> \_\_\_\_\_ .

Come and sing with me!

**1 Look, read and write sentences.**



**Maria and Mark**




**Luc**



**Vicky and David**



**Jill**



**Sam**



**Susie**

- 1 Maria and Mark have got a dog.
- 2 Luc \_\_\_\_\_ a skateboard.
- 3 Vicky and David \_\_\_\_\_.
- 4 Jill \_\_\_\_\_.
- 5 Sam \_\_\_\_\_.
- 6 Susie \_\_\_\_\_.

**2 Look at the pictures in Activity 1. Answer the questions.**

- 1 Has Susie got a pencil case? Yes, she has.
- 2 Has Sam got a ball? \_\_\_\_\_
- 3 Have Vicky and David got a go-kart? \_\_\_\_\_
- 4 Has Luc got a skateboard? \_\_\_\_\_
- 5 Have Maria and Mark got a dog? \_\_\_\_\_
- 6 Has Jill got a computer? \_\_\_\_\_



**1** Remember the story. Who says these things? Circle.



'Here's the book!'

**Ben / Lucy**



'Stop there! We want that book.'

**Zelda / Horax**



'Quick, Buster!'

**Ben / Lucy**



'How can we get the book back?'

**Ben / Lucy**



'Go away, silly dog!'

**Zelda / Horax**



'Run! We've got the book.'

**Ben / Lucy**

1 CD 1 11

Write the words. Listen and check. Then say with a friend.

Well done get them



**Woman:** They've got my bag!

**Policewoman:** Let's \_\_\_\_\_.

**Woman:** OK!















**Chris:** Oh, there's my cap.

\_\_\_\_\_, Rex!

2

Look and write *a, e, i, o* or *u*.



<p><b>a</b> </p> <p><b>b</b> </p> <p>1 a p <u>e</u> ts b p <u>a</u> ts</p>	<p><b>a</b> </p> <p><b>b</b> </p> <p>2 a b __ n b B __ n</p>	<p><b>a</b> </p> <p><b>b</b> </p> <p>3 a c __ t b c __ t</p>
<p><b>a</b> </p> <p><b>b</b> </p> <p>4 a b __ d b b __ d</p>	<p><b>a</b> </p> <p><b>b</b> </p> <p>5 a m __ n b m __ n</p>	<p><b>a</b> </p> <p><b>b</b> </p> <p>6 a c __ p b c __ p</p>

3 CD 1 12

Listen, say and check your answers.



# 1

# MY WEEK

**1** Look, think and write the days of the week.

**THiNK!**



**2** Answer the questions.

- 1 Which days have got six letters? Monday , \_\_\_\_\_  
and \_\_\_\_\_ .
- 2 Which day has got seven letters? \_\_\_\_\_ .
- 3 Which days have got eight letters? \_\_\_\_\_ and \_\_\_\_\_ .
- 4 Which day has got nine letters? \_\_\_\_\_ .

**3** Complete the table for you. Then ask three friends.

What's your favourite day?

It's Friday.

Name	Favourite day
Me	


1 CD 1  
16

Listen and tick (✓) the box.

1




Sue



☐

☐

☒

2




Bob


☐

☐


☐

3



Kate


☐

☐

☐

4



Tim


☐

☐

☐

2

Put the words in order.

- 1 Saturdays I on go swimming
- 2 Fridays I play football on
- 3 I Sundays kite on fly my
- 4 ride Tuesdays horse my on I
- 5 on I my Wednesdays ride bike

I go swimming on Saturdays.

\_\_\_\_\_

\_\_\_\_\_

\_\_\_\_\_

\_\_\_\_\_




1

Read the song in the Pupil's Book and tick (✓) the box. Then complete the sentences.


1 On Mondays we

go swimming.




2 On Wednesdays we

\_\_\_\_\_  
\_\_\_\_\_.



3 On Fridays we

\_\_\_\_\_  
\_\_\_\_\_.



4 On Sundays we

\_\_\_\_\_  
\_\_\_\_\_.



2


Write a new verse about you.  
Draw a picture.

On Mondays I \_\_\_\_\_.

On Tuesdays I \_\_\_\_\_.

On Wednesdays and on Thursdays,

I \_\_\_\_\_.



1

Follow the lines and find the answers. Then write.



- 1 Do you play football at the weekend? Yes, I do.
- 2 Do you ride your bike at the weekend? \_\_\_\_\_
- 3 Do you play computer games at the weekend? \_\_\_\_\_
- 4 Do you ride a horse at the weekend? \_\_\_\_\_
- 5 Do you take photos at the weekend? \_\_\_\_\_
- 6 Do you listen to music at the weekend? \_\_\_\_\_

2

Write the words and tick (✓) the box.

- 1 Do you go swimming at the weekend?
- 2 Do you \_\_\_\_\_ your bike at the weekend?
- 3 Do you \_\_\_\_\_ football at the weekend?
- 4 Do you \_\_\_\_\_ computer games at the weekend?
- 5 Do you \_\_\_\_\_ to music at the weekend?
- 6 Do you \_\_\_\_\_ photos at the weekend?

Yes, I do.    No, I don't.

<input type="checkbox"/>	<input type="checkbox"/>
<input type="checkbox"/>	<input type="checkbox"/>
<input type="checkbox"/>	<input type="checkbox"/>
<input type="checkbox"/>	<input type="checkbox"/>
<input type="checkbox"/>	<input type="checkbox"/>
<input type="checkbox"/>	<input type="checkbox"/>



CD 1  
23

1 Write the words. Listen and check. Then say with a friend.

Let's go Can you help us Come on

**Jim:** Is it lunchtime, Fiona?**Fiona:** Oh, yes, it is!**Jim:** OK. \_\_\_\_\_,  
Fiona. \_\_\_\_\_.**Sam:** We've got a problem.**Emma:** Let's ask this man.**Sam:** Good idea.**Emma:** Excuse me. \_\_\_\_\_,  
please?CD 1  
24

2 Listen and write.



say	see		Ben		five	go	you	car
A	B	G	F	S			Q	R
H	C				Y			
		T		Z			W	
			N					

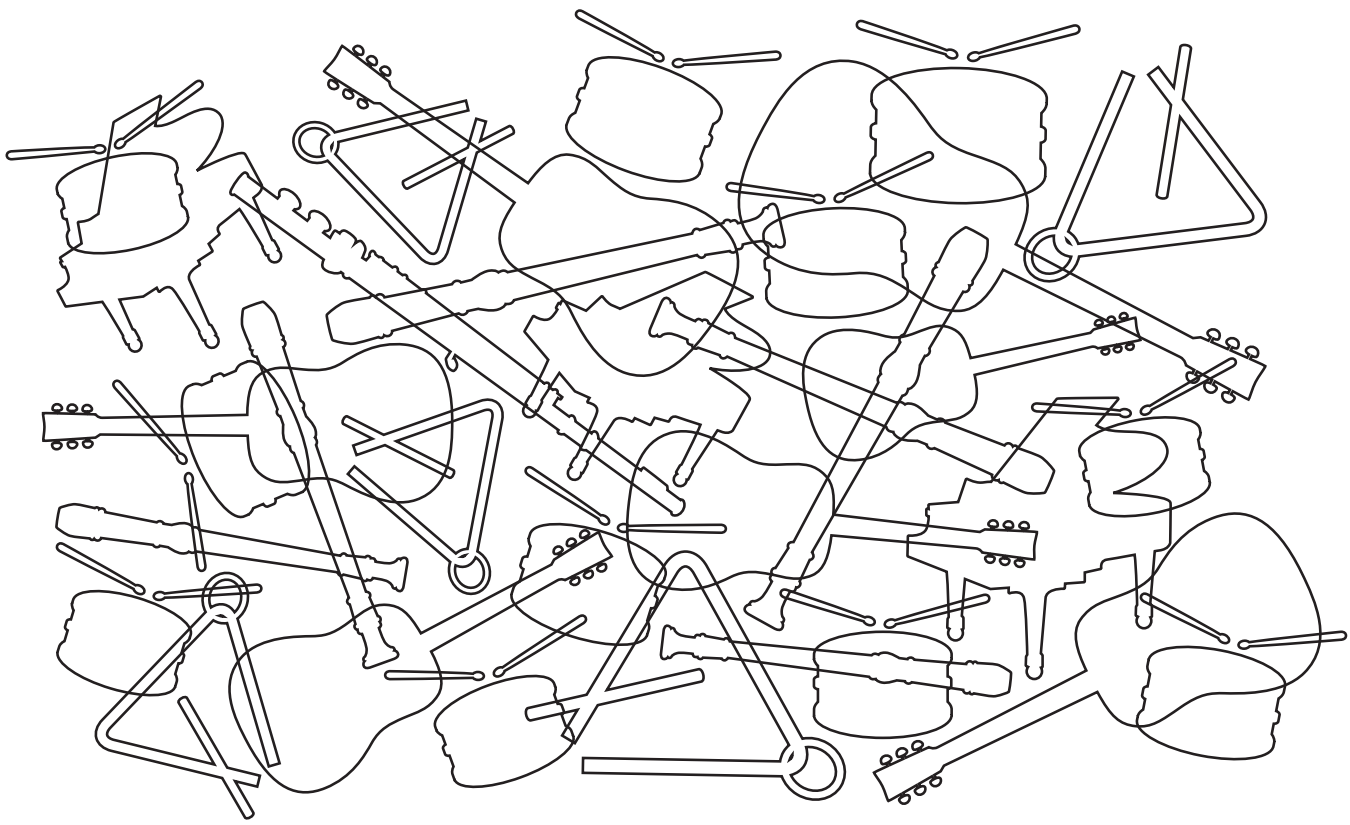
CD 1  
25

3 Listen, say and check your answers.

# Musical Instruments

**1** Count and complete the sentences.

**THINK!**



- 1 There's one flute .    2 There are three \_\_\_\_\_ .  
 3 There are five \_\_\_\_\_ .    4 There are six \_\_\_\_\_ .  
 5 There are seven \_\_\_\_\_ .    6 There are eleven \_\_\_\_\_ .

**2** Look at Activity 1. Correct the sentences.

- 1 There are twelve wind instruments.  
 \_\_\_\_\_  
 2 There are nine stringed instruments.  
 \_\_\_\_\_  
 3 There are eighteen percussion instruments.  
 \_\_\_\_\_

### 3 Look and write the words.

trombone flute cello drum recorder  
guitar piano castanets triangle

1



castanets

2



3



4



5



6



7



8



9



### 4 Look at Activity 1. Write the instruments in the families.

wind

---

---

---

stringed

---

---

---

percussion

castanets

---

---

---